


GROWING HELLEBORES




CLIMATE AND POSITION

- Hellebores like part to full shade in summer, but thrive in good light to full sun in winter when in flower. A position under or near deciduous trees will provide ideal conditions. Heavy evergreen shade will be too dark in winter.
- Hellebores can withstand cold temperatures and frosts.
- Hellebores need good drainage and do not like very wet or water-logged conditions.




PLANTING

- Don't leave Hellebores in the pots you purchased them in, plant them out or pot up ASAP to enable them to establish before summer.
- Hellebores are best grown in-ground, but if you want to grow in pots, *H. x hybridus* varieties are best, but they will require regular potting on (in stages) to eventually settle in large tubs (minimum 30-40cm).
- Plant Hellebores approximately 45-60cm apart.
- Prepare the ground by digging deeply and incorporate some organic matter.
- Plants may need some extra watering over their first summer in the ground. Thereafter, they should be quite drought tolerant.



MAINTENANCE

- Remove old foliage of *H. x hybridus* right down to the ground when new growth appears, typically in mid-late autumn, before flowering.
- Late autumn is also the time to feed your Hellebores. Chat to us for suggestions!
- If you need to move or divide your Hellebores, autumn is the ideal time.
- Taller varieties such as *H. argutifolius* and *H. foetidus*, should have old flowering stems removed in spring, after flowering has finished. Cut the old stems down to the ground. These varieties cannot be divided, but will usually produce lots of seedlings.
- Mulch Hellebores in spring, and remove spent flowers if you don't want lots of seedlings popping up the following winter. It is a good idea to thin out / remove such seedlings to prevent plants from becoming over crowded.
- Watch for aphids as the weather warms up in spring. Chat with us for a suggested insecticide, but use multiple applications and don't forget to spray the underside of the foliage.



Information supplied by 'The Hellebore Specialists', Post Office Farm Nursery.